



Summary

Topic Description	Results	Comparison
Academic preparation	97%	96% Washington Elementary School District
District Climate	90%	89% Washington Elementary School District
Parent engagement	98%	97% Washington Elementary School District
Safety and behavior	84%	85% Washington Elementary School District
School Fit Families' perceptions of how well a school matches their child's developmental needs.	90%	96% Washington Elementary School District
School operations	94%	91% Washington Elementary School District
Social Awareness How well students consider the perspectives of others and empathize with them.	98%	96% Washington Elementary School District
Student support	96%	94% Washington Elementary School District
Supportive Relationships How supported students feel through their relationships with friends, family, and adults at school.	95%	96% Washington Elementary School District

68 responses

District Climate

Your average

90%

68 responses

District

Safety and behavior

Your average

84%

68 responses

District average: 85% Washington Elementary School District

How did people respond?

Q.1: My child feels comfortable on campus.

Strongly Agree

Favorable: 94%

School Fit

Your average

9

School operations

Your average

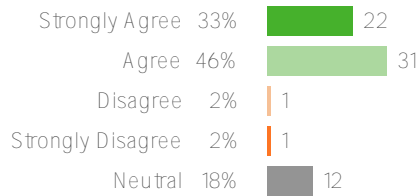
94%

68 responses

District average: 91% Washington Elementary School District

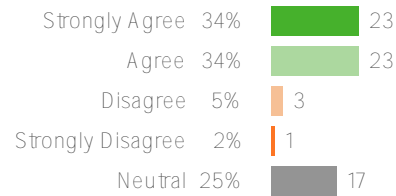
How did people respond?

Q.1: Healthy food is served for breakfast and lunch.



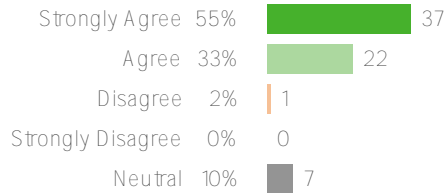
Favorable: 96%

Q.2: My child gets enough to eat at school.



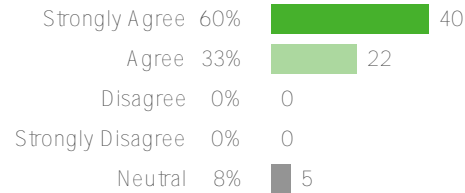
Favorable: 92%

Q.3: My child's school is clean and provides a safe and healthy environment.



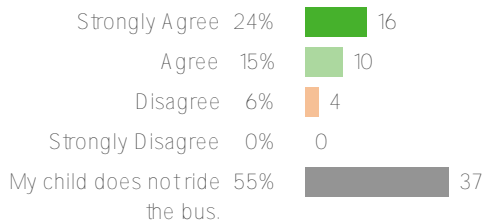
Favorable: 98%

Q.4: My child's school grounds, classrooms and outer building are well-maintained.



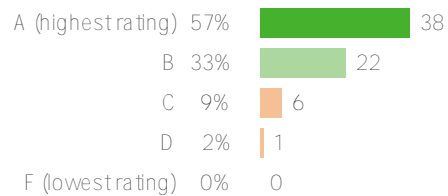
Favorable: 100%

Q.5: My child's school bus is on time most days.



Favorable: 87%

Q.6: How would you grade the overall quality of the school?



Favorable: 90%

Social Awareness

Your average

98%

68 responses

District average: 96% Washington Elementary School District

How did people resp

Student support

Your average

96%

68 responses

District average: 94% Washington Elementary School District

How did people respond?

Q.1: My child knows there is an adult at school whom they can go to for help with an academ

Favorable: 98%

Supportive Relationships

Your average

95%

68 responses

District average: 96% Washington Elementary School District
